New Orleans Series

PROJECT:	TYPE:

Features

Aluminum light poles with a decorative base, featuring a choice of extruded shafts. Accepts a wide variety of Amerlux post top luminaires.

9 ⅞" octagonal aluminum base cast from a permanent mold *(.250 min. wall)*.

AP520x

Product Overview

Type:	Exterior Lighting Pole for Amerlux Post Top Luminaires
Pole Height:	8', 10', 12', 14', 16'
Shaft Size:	4" to 3" OD, 4" OD

Certifications

POWDER COATED TOUGH™

Fixture Summary

Choice of Extruded Shafts:
- 4" to 3" OD smooth tapered, 0.125 wall
- 4" OD fluted *(12 flutes)*, 0.125 wall
- 4" OD smooth round, 0.125 wall

Extruded shaft is circumferentially welded to the base.

Access door for wiring is secured with stainless steel screws.

Ground lug provided inside base.

Materials:
Base - Cast aluminum *(356-T6)*
Shaft - Extruded aluminum *(6063-T6)*
- Tapered aluminum *(6063-T6)*
Anchor Bolts - Hot dipped galvanized steel, ordered separately

Finish:
Premium quality thermoset polyester powdercoat for a durable finish.

Options/Accessories:
- Single or double sided field rotatable banner arms
- Flag pole holder
- GFCI - covered ground fault circuit protected duplex outlet
- Direct burial extension

New Orleans Series

amerlux

PROJECT:	TYPE:

Ordering Information - Pole

_____ . _____ . _____ . _____

1 2 3 4

1	Model	2	Pole Height	3	Finsh	4	Options
	AP5202 4" to 3" O.D. smooth tapered pole, 0.125 wall		**08** 8'-0"		**BLK** satin black		**GFCI-TOP*** ground fault circuit protected outlet, placed 6" from the top of pole
	AP5203 4" O.D. fluted pole, 0.125 wall		**10** 10'-0"		**CLB** classic bronze		**GFCI-BTM** ground fault circuit protected outlet, placed 6" above the decorative base at the bottom of pole
	AP5204 4" O.D. smooth pole, 0.125 wall		**12** 12'-0"		**GBZ** gloss textured bronze		
			14 14'-0"		**GRN** green		
			16 16'-0"		**GTB** gloss textured black		
					TBK textured black		
					TGR gloss textured green		
					CSTM custom, consult factory		**LT*** less tenon
							DB direct burial extension
							**** Not available for use with 4" to 3" tapered pole.***

Ordering Information - Anchor Bolt *(ordered separately, can be pre-shipped upon request)*

AP5200-555-0004

1

1	Model
	AP5200-555-0004 1/2" x 18" anchor bolt *(4 included)*

Ordering Information - Accessories *(ordered separately)*

_____ . _____

1 2

1	Model *(all accessories below are for non-tapered shafts only)*	2	Finsh
	BA18-FRC4 18" banner arm, 4" OD shaft		**BLK** satin black
	BA24-FRC4 24" banner arm, 4" OD shaft		**CLB** classic bronze
	2BA18-FRC4-180 double sided 18" banner arms, 4" OD shaft		**GBZ** gloss textured bronze
	2BA24-FRC4-180 double sided 24" banner arms, 4" OD shaft		**GRN** green
	FPH-4 flag pole holder for 4" non-tapered poles		**GBT** gloss textured black
			TBK textured black
			TGR gloss textured green
			CSTM custom, consult factory

New Orleans Series

PROJECT:	TYPE:

Product Details

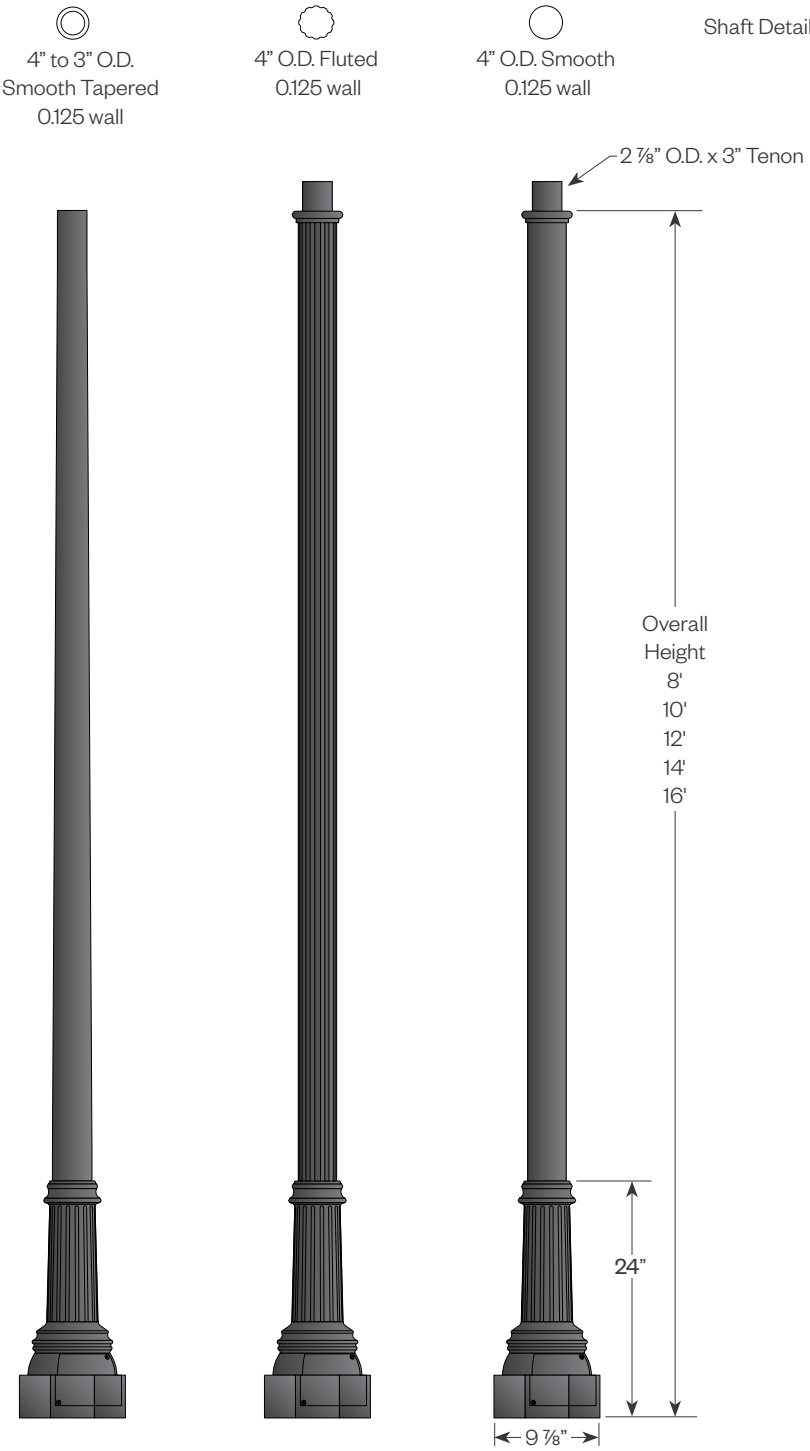

AP5202.XX **AP5203.XX** **AP5204.XX**

New Orleans Series

amerlux

PROJECT:	TYPE:

Product Details *(continued)*

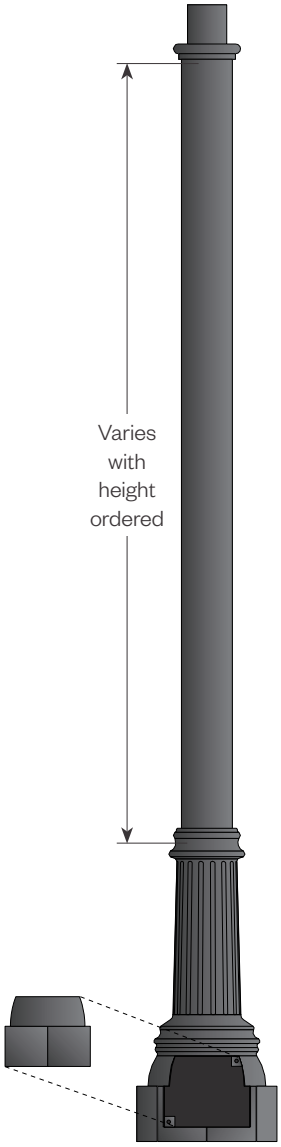

Finish

The post will be finished with an electrostatically applied thermoset polyester powder coat. Prior to finishing, the parts are thoroughly cleaned. Our powder coat finish is durable, long lasting, attractive and scratch resistant as well as environmentally friendly. We offer 7 stock finishes or hundreds of special order colors including custom matching for existing projects *(additional charges apply)*.

BLK - Satin Black
CLB - Classic Bronze
GBZ - Gloss Textured Bronze
GRN - Green
GTB - Gloss Textured Black
TBK - Textured Black
TGR - Gloss Textured Green

Options/Accessories

Banner Arms
Single or double sided field rotatable banner arms.
BA18 *(18")* or **BA24** *(24")* banner arms
FRC4 *(4"OD shaft)*
Add a *(2)* for a double arm. Example: **2BA18-FRC4-180**
See ordering guide for configurations

FPH-4
Extruded aluminum holder for 1" OD flag poles.
Available for 4" OD non-tapered pole.

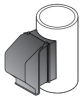

GFCI - Top/Bottom
Covered ground fault circuit protected duplex outlet.
Can be placed near top of pole or above the decorative base at the bottom of the pole. Wet while in use rated.

Direct Burial

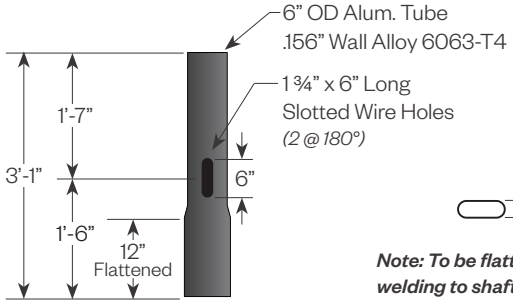

Note: To be flattened after welding to shaft assembly.

GFCI Orientation Guide

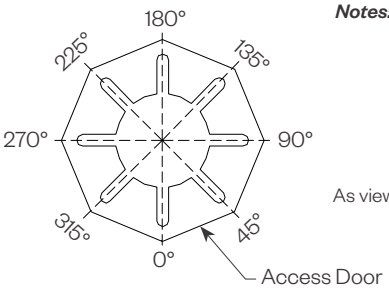

Notes: 1. GFCI placed at 0° unless otherwise specified.
2. Orientation of additional accessories must be specified when ordering.

As viewed from above.

Anchor Details

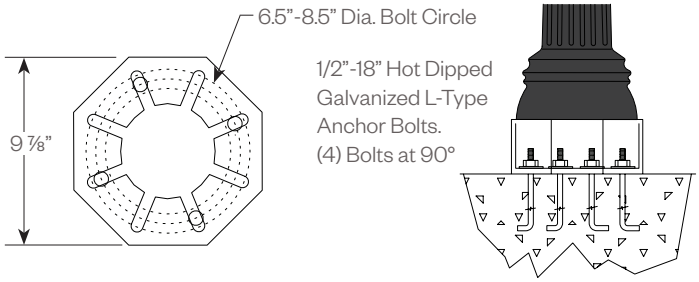

Anchor bolts and templates can be requested prior to product shipment.