Cylindrix® III

Track Head

PROJECT: **TYPE:**

Features

Cylindrix® III LED, an excellent combination of optical and thermal performance, aesthetics and visual comfort in an accent. Features a deeply recessed single light source for enhanced visual comfort and control, integrated heat sink and high performance interchangeable reflector optics *(for 15°/25°/40° beam spreads only)*. A 10° beam spread is also available but not interchangeable with the other beam options. Cylindrix® III LED accepts a broad range of lighting control accessories, including snoots, cross blades and louvers.

C3TV

C3TH

Product Overview

Type:	Track Accent & Display
Wattage:	16W, 19W, 23W, 27W, 31W
Color Temp:	2700K, 3000K, 3500K, 4000K Signature LED options in 2700K & 3000K
CRI:	83 typ. or 90+ typ. 3K Class A LEDs available
Dimming:	**16W-19W:** TRIAC & ELV, 5% Dim, 120/277VAC **23W-31W:** TRIAC & ELV 5% Dim, 120VAC

International version available, see website for spec sheet.

Certifications

c US

5 year limited warranty AMERLUX LED

Fixture Summary

Performance Data

Watts	Delivered Lumens	LPW	CBCP	Color Temp-CRI
16	1700	106.3	6,921	3000K-83
19	2018	119.3	8,332	3000K-83
23	2440	106.1	9,934	3000K-83
27	2880	106.7	11,726	3000K-83
31	3306	100.4	13,460	3000K-83

Data is based on 3000K-83 120V IES files available on website.
Data is based on Flood Optic. See pg 5 for other beam spreads.

Electrical Data

	16W		19W		23W		27W		31W	
Voltage	System Watts	Amps	System Watts	Amps	System Watts	Amps	System Watts	Amps	System Watts	Amps
120V	16	0.13	19	0.16	23	0.19	27	0.23	31	0.26
277V	16	0.06	19	0.07	23	0.08	27	0.10	31	0.11

Electronic constant current LED driver.

Cylindrix® III

Track Head

amerlux

PROJECT:	TYPE:

Ordering Information

_____.____.____._____.____.____._____.____.____

1 2 3 4 5 6 7 8 9

1 Model

C3TV *(vertical)*
C3TH *(horizontal)*

2 Wattage

16
19
23
27
31

3 Finish

WT white texture
BT black texture
ST silver texture
Other finishes, consult factory

4 Mounting

Vertical	Horizontal
TN1 Global GES 1cir/H-Style, 120V	**TS1** Global GES 1cir/H-Style, 120V
TEK Global TEK 2cir/2neut, 120V	**TEK** Global TEK 2cir/2neut, 120V
TN3 Global XTS 3cir, 120V	**TN3** Global XTS 3cir, 120V
TN2 Global HTEK 2cir/2neut, 277V	**TN2** Global HTEK 2cir/2neut, 277V
CT J-Style 1 or 2 cir, 120V	**TJ1** J-Style 1cir, 120V
LOL L-Style 1cir, 120V	**TL1** L-Style 1cir, 120V
CPR Capri 1cir, 120V	**TP1** Capri 1cir, 120V
C canopy, 120V or 277V	
CCL2-SCP C-clamp, black, with straight cord*, 6' 120V	
CCL2-CCP C-clamp, black, with coil cord*, 5' 120V	

Notes: * Black cord used for BT & ST finish. White cord used for WT finish.

5 Voltage

120
277

6 Beam Spread

NSP narrow spot, 10° *(based on availability, lead times may vary, consult factory)*
SP spot, 15°
FL flood, 25°
WF wide flood, 40°
LS linear spread lens, 60° x 10°

7 Color Temp

83 CRI	90+ CRI		
27 2700K-83	**279** 2700K-90+	**SA27** Signature Ambiance 2700K-90+	**3CLA**† 3K Class A
30 3000K-83	**309** 3000K-90+	**SA30** Signature Ambiance 3000K-90+	
35 3500K-83	**359** 3500K-90+	**SW30** Signature White 3000K-90+	
40 4000K-83	**409** 4000K-90+	**SC30** Signature Color 3000K-90+	

† Not available for use with NSP beam spread

8 Driver

16W-19W
LE/TE TRIAC/ELV dimming, 120/277V

23W-31W
LE/TE TRIAC/ELV dimming, 120V only
ND non-dimming, 277V only

9 Options/Accessories

(standard front door accepts 1 accessories)

SN34 snoot 3/4" length, exterior finish matches fixture finish; accepts up to 2 accessories
SN15 snoot 1-1/2" length, exterior finish matches fixture finish; accepts up to 2 accessories
HEX hexcell louver
CL clear glass lens
SOL solite beam softening lens
CB cross blade, matte black finish *(requires snoot)*

Cylindrix® III

Track Head

PROJECT:	TYPE:

Specifications

Application

Retail and Commercial accent and display lighting

Construction

Extruded aluminum driver housing
Die-cast aluminum fixture head, front door, heat sink and driver housing end plates.
No exposed wiring

Optical

0-90° tilt, 360° rotation
Beam Spreads: Narrow Spot, 10°; Spot, 15°; Flood, 25°; Wide Flood, 40°; Linear Spread, 60° x 10°

LED

Color Temp Options: 2700K, 3000K, 3500K, 4000K, Class A Signature Ambiance, White, and Color options available *(see below)*
CRI: 83 typ. or 90+ typ.
Class A* LEDs available
R9 Values: 11 *(83 CRI)*, 55 *(90+ CRI)*
Binning: 3-step MacAdam ellipse *(SDCM)*
Life: 50,000+ hrs, > 70% of initial lumens at 50,000 hrs

** **Class A LED**: Class A LED's have a CRI > 80 and a GAI > 80. CRI defines color "Naturalness" and GAI defines color "Saturation." Both being high delivers rich colors and pure whites.*

***Signature Ambiance** (2700K & 3000K): A refined, warm light recipe ideal for hospitality, residential-style commercial spaces, and retail. It accentuates woods, textiles, bronze, and darker finishes, creating a relaxed and inviting luxury environment.*

***Signature White** (3000K): A premium white option built for crisp displays, clean architectural finishes, and retail settings. It enhances white surfaces and visual clarity, ensuring whites read brighter without sacrificing refinement.*

***Signature Color** (3000K): A vibrant, color-enhancing option designed for spaces where merchandise, fabrics, and finishes need to stand out. It heightens the contrast between colors and whites, delivering deeper, richer presentations for dynamic retail and hospitality experiences.*

Electrical

Wattage: 16W, 19W, 23W, 27W, 31W
Electronic constant current LED driver, 120/277VAC input
This product complies with IEEE C62.41 for surge endurance up to 2.5KV. Amerlux® recommends using additional surge protection with this unit (supplied by others), surge and over voltage damage is not covered under warranty.

Driver

LE/TE - Leading Edge *(Triac, Forward Phase)* or Trailing Edge *(ELV, Reverse Phase)* autosensing driver dims down to 5% on most dimming systems.
See dimming pages for more information.

Finish

Powder coat paint.
Standard Colors: White Texture, Black Texture, Silver Texture
Consult factory for custom RAL powder coat finishes

Mounting *(options below depending on driver configuration)*

Track, canopy and c-clamp.
See ordering information for all available options.
Note: Recommend track fixture mounting to horizontal surface mounted/ pendant mounted track only

Certifications

Approved to UL standards as tested by CSA.
Intended for indoor use only.

Warranty

5 year limited warranty

Cylindrix® III

Track Head

PROJECT:	TYPE:

Product Details

Vertical

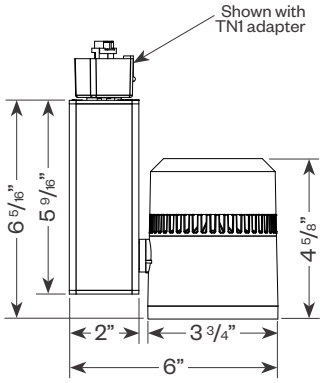

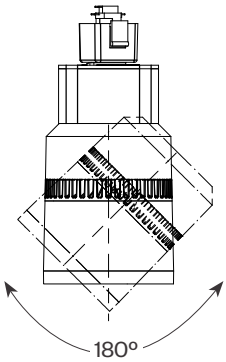

TEK/TN3/TN2

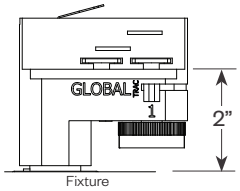

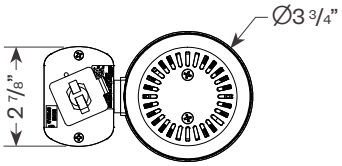

Canopy

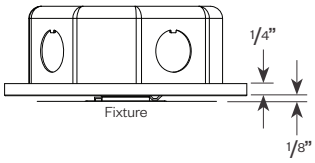

Horizontal

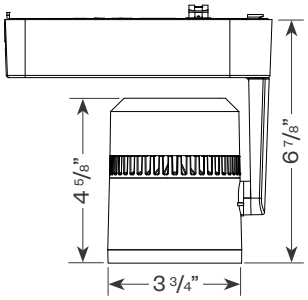

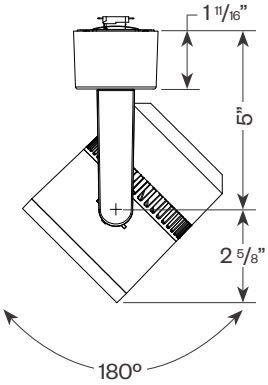

TEK/TN2/TN3

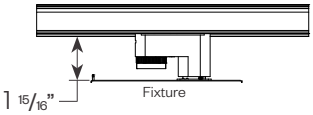

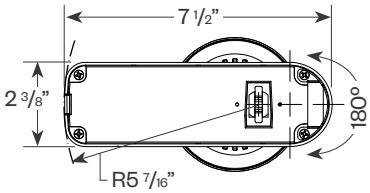

Accessories



Solite lens, Hexcell louver *(fits in front door)*



Hexcell louver, Cross blade *(requires snoot)*

Snoot, ¾" deep

Snoot, 1 ½" deep

Cylindrix® III

Track Head

amerlux

PROJECT:	TYPE:

Performance Data

Multiplying Factors: *(Multiplying Factor is based on 3000K-83 120V IES file on website)*

CCT:	2700K-83	3000K-83	3500K-83	4000K-83
Factor:	0.96	1.0	1.02	1.04

Wattage:	16W	19W	23W	27W	31W
Factor:	0.51	0.61	0.74	0.87	1.0

CCT:	2700K-90+	3000K-90+	3500K-90+	4000K-90+	3CLA
Factor:	0.83	0.86	0.90	0.93	0.70

31W LED, 3000K-83

Narrow Spot (NSP), 10°
LTL #11906314.01A
Lumens: 2,426

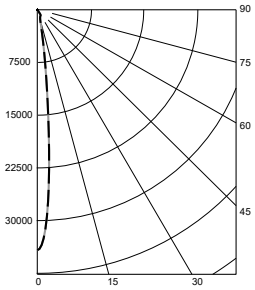

Candelas at Nadir

Deg	Candela
0	34180
5	17580
15	1541
25	979
35	195
45	18

Spot (SP), 15°
LTL # 13609366.09
Lumens: 3264

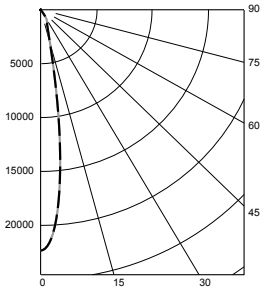

Candelas at Nadir

Deg	Candela
0	22340
5	17770
15	3015
25	1305
35	383
45	27

Flood (FL), 25°
LTL # 13609366.10
Lumens: 3306

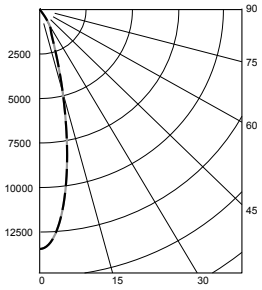

Candelas at Nadir

Deg	Candela
0	13460
5	11970
15	4475
25	1407
35	378
45	28

Wide Flood (WF), 40°
LTL # 13609366.11
Lumens: 3257

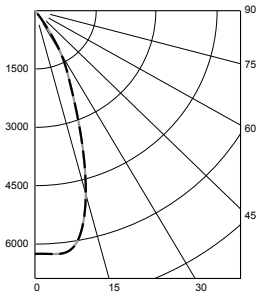

Candelas at Nadir

Deg	Candela
0	6252
5	6280
15	4839
25	2030
35	442
45	33

Application Data

Notes and Definitions:

Beam spread is to 50% center beam candlepower *(CBCP)*.
D=Distance to floor or wall.
FC=Footcandles on floor or wall at center beam aiming location.
L=Effective Visual Beam length in feet *(50% of maximum footcandle level)*.
W=Effective Visual Beam width in feet *(50% of maximum footcandle level)*.
CB=Distance across or down to center beam location.

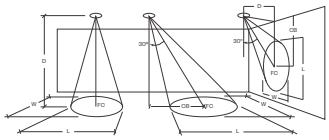

0° Aiming Angle Horizontal Footcandles

	D	FC	L	W
NARROW SPOT	5.0'	1367	1.1	1.1
	7.5'	608	1.3	1.3
	10.0'	342	1.7	1.7
	12.5'	219	2.3	2.3
SPOT	5.0'	894	1.3	1.3
	7.5'	398	2.2	2.2
	10.0'	224	2.9	2.9
	12.5'	144	3.6	3.6
FLOOD	5.0'	539	2.0	2.0
	7.5'	240	3.1	3.1
	10.0'	135	4.0	4.0
	12.5'	87	5.1	5.1
WIDE FLOOD	5.0'	284	3.3	3.3
	7.5'	121	5.0	5.0
	10.0'	67	6.6	6.6
	12.5'	43	8.3	8.3

30° Aiming Angle Horizontal Footcandles

	D	FC	L	W	CB
NARROW SPOT	5.0'	839	1.3	1.1	3.0
	7.5'	384	1.9	1.4	4.0
	10.0'	211	2.5	2.1	6.0
	12.5'	143	3.0	2.7	7.0
SPOT	5.0'	559	2.1	1.5	3.0
	7.5'	265	2.8	2.5	4.0
	10.0'	145	3.9	3.3	5.0
	12.5'	95	4.7	4.2	7.0
FLOOD	5.0'	338	2.8	2.5	3.0
	7.5'	162	3.8	3.5	4.0
	10.0'	92	5.1	4.5	5.0
	12.5'	58	6.5	5.7	6.0
WIDE FLOOD	5.0'	222	3.6	3.2	2.0
	7.5'	95	5.4	5.1	3.0
	10.0'	53	7.4	6.8	4.0
	12.5'	34	9.2	8.6	5.0

30° Aiming Angle Vertical Footcandles

	D	FC	L	W	CB
NARROW SPOT	3.0'	508	2.0	1.1	5.0
	4.0'	261	2.9	1.4	7.0
	5.0'	186	3.3	1.6	8.0
	6.0'	128	4.0	2.1	10.0
SPOT	3.0'	338	3.1	1.5	5.0
	4.0'	212	3.8	2.0	6.0
	5.0'	132	4.8	2.7	7.0
	6.0'	95	5.6	3.1	9.0
FLOOD	3.0'	259	3.5	2.0	4.0
	4.0'	143	4.6	2.9	5.0
	5.0'	92	5.7	3.5	7.0
	6.0'	65	7.0	4.2	8.0
WIDE FLOOD	3.0'	191	3.2	2.7	3.0
	4.0'	108	4.2	3.6	4.0
	5.0'	69	5.5	4.6	5.0
	6.0'	48	6.5	5.4	6.0

60° Aiming Angle Vertical Footcandles

	D	FC	L	W	CB
NARROW SPOT	3.0'	1553	1.1	1.0	2.0
	4.0'	1131	1.2	1.1	2.0
	5.0'	846	1.2	1.1	3.0
	6.0'	503	2.0	1.3	3.0
SPOT	3.0'	1275	1.4	1.1	2.0
	4.0'	903	1.6	1.2	2.0
	5.0'	561	2.1	1.5	3.0
	6.0'	402	2.3	1.8	3.0
FLOOD	3.0'	814	2.1	1.4	2.0
	4.0'	573	2.1	1.7	2.0
	5.0'	340	2.8	2.5	3.0
	6.0'	255	3.1	2.8	3.0
WIDE FLOOD	3.0'	550	2.3	1.8	1.0
	4.0'	283	3.3	3.1	2.0
	5.0'	201	3.8	3.4	2.0
	6.0'	138	4.6	4.3	2.0

Cylindrix® III

Track Head

PROJECT:	TYPE:

Dimming Compatibility

Amerlux® Cylindrix® fixtures are compatible with all major dimming protocols prevalent in the United States. Please see below for general compatibilities and wiring diagrams. Amerlux recommends testing your unique dimming configuration as the exact full configuration *(Dimmer, Fixture Quantity, Voltage, etc)* may affect dimming performance.

--- NOTE: INFORMATION BELOW IS FOR WIRED DIMMERS ONLY. FOR WIRELESS DIMMERS, CONSULT FACTORY ---

TRIAC *(Forward Phase)* Dimming

Utilizes standard TRIAC dimmers that are in wide use in installations across the US. Best for retrofit applications where TRIAC dimmers are installed.

Notes:

- 120VAC or 277VAC*
- Dims down to 5% light output *(most cases)*
- Consult Dimming manufacturer for installation instructions - **DO NOT SHARE NEUTRALS!**
- Must meet dimmer Minimum Load Requirements per dimming manufacturer

Compatible Dimmers†:	
Wall Box *(TRIAC 120VAC)*	**Central System**
Lutron "Diva"	Lutron "GP" Panel
Lutron "Nova-T"	Lutron Grafik Eye QS
Lutron "Maestro"	
Lutron "Skylark"	

TRIAC Wiring Diagram

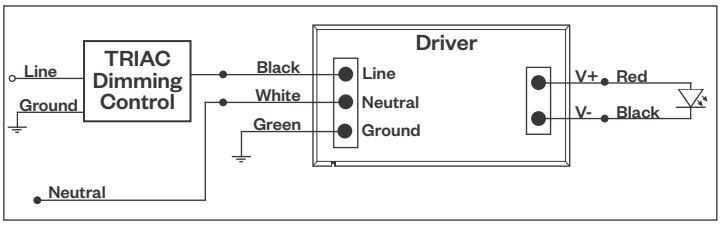

ELV - Electronic Low Voltage *(Reverse Phase)* Dimming

Utilizes specialized "ELV" dimmers.

Notes:

- 120VAC or 277VAC*
- Dims down to 5% light output *(most cases)*
- Consult Dimming manufacturer for installation instructions - **DO NOT SHARE NEUTRALS!**
- Must meet dimmer Minimum Load Requirements per dimming manufacturer

ELV Wiring Diagram

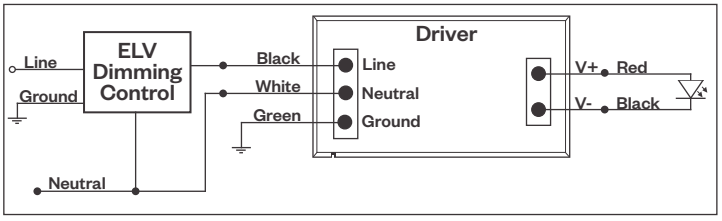

Compatible Dimmers†:		
Wall Box *(ELV 120VAC)*	**Wall Box** *(ELV 277VAC)*	**Central System**
Lutron "Diva"	Leviton Revoir II AWSMT-E	Lutron "GP" Panel with PHPM-PA 120/277VAC
Lutron "Nova-T"		Lutron Grafik Eye QS with PHPM-PA 120/277VAC
Lutron "Maestro"		
Lutron "Skylark"		
Leviton "Surslide"		
Leviton "Vizio"		

Notes:

* Driver is 277VAC dimmable with appropriate dimmer *(by others)*. All provided wiring diagrams show 120VAC wiring colors and method. Please refer to 277VAC dimmer installation instructions for 277VAC wiring diagrams.

† The absence of a dimmer from the lists above does not imply incompatibility. Please consult factory for compatibility inquiries.