Slots & Dots - TRL Track

48V Low Voltage Track, **Low Profile, Recessed**

PROJECT:	TYPE:

Features

Slots & Dots, a 48V Track lighting system, connects all the dots for architects and lighting designers: color, comfort, controls and configurability. Slots & Dots is an easily configurable low voltage track lighting system that creates visual ambience for hospitality, residential, commercial and retail environments. Featuring surface, recessed or pendant mounting options, with easy light module in linear and accent that can be easily snapped in and out as needed. Slots are made up of linear modules to create visual interest, wall grazing and glare free accent. Dots deliver focused beams of light from either an accent pendant or surface mounted accent that bring items into focus.



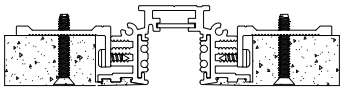

Product Overview

Type:	48V Low Voltage Low Profile RecessedTrack
Circuit(s)Amps:	1 circuit + Data Bus: ± 15A/0-38V + D+/D-
Voltage:	48V
Weight (lbs):	3.1 (4'), 6.2 (8')

Certifications

c UL us

Specifications

Application

48V power supply for Amerlux® Slots & Dots track lighting modules, 18AWG, 15 Amp.

Construction

Architectural grade, extruded aluminum housing.
Milled grounding bar provides continuous ground contact.
Continuously crimped conductor ensures mechanical strength and electrical reliability.

Finish

Black or White.

Mounting

Recessed mounted, 5/8" max ceiling thickness.

Certifications

cUL listed for dry locations only.

NOTE: For use with Amerlux Slots & Dots Linear (SLOTS) and Accent (DOTS) light modules.
See separate spec sheets for ordering light modules: SLOTS spec; DOTS spec

Slots & Dots - TRL Track

48V Low Voltage Track, **Low Profile, Recessed**

amerlux

PROJECT:	TYPE:

Track Ordering Information

_____ . _____
1 2

1	Model
	SD-TRL-4 recessed low profile track, 48"
	SD-TRL-8 recessed low profile track, 96"
	Note: All tracks are field cuttable. SD-TOOL is required for cutting track conductors (ordered separately, see Accessories below)

2	Finish
	B black
	W white

Component Ordering Information *(ordered separately)*

_____ . _____
1 2

1 Model

End Cap
(1 required for each end of track run)
SD-EC-TL end cap

Connectors
(required to make electrical connection between tracks)
SD-CNS-POL middle connector, polarized, straight
SD-CNS-M middle connector, mechanical, non-electrical
SD-IVCJ-TRL internal vertical mechanical corner joint
SD-HCJ-TRL horizontal mechanical corner joint
SD-XF-POL* flex connector, wall to ceiling, polarized
**** Can be used as in-plane with variable angle.***

End Feed
(1 live feed required for feed end of track)
SD-SF-L-POL end feed, polarized, left, straight
SD-SF-R-POL end feed, polarized, right, straight

Mounting Kits
SD-BR-314 track joining bracket for SD-TRD/TRL to provide mechanical connection. Qty 3 for straight connection, Qty 4 for corner joint.
SD-BR-315 - track mounting bracket for SD-TRL to sheetrock, 2 required every 18", no finish required
See Mounting example on page 5.

Accessories
SD-4BLANK-L 48" blank to cover track without light module
SD-8BLANK-L 96" blank to cover track without light module
SD-TOOL cutting tool for track conductors
Note: All Blank sections are field cuttable.

2	Finish
	B black
	W white

Transformer Ordering Information *(ordered separately)*

_____
1

1	Model
	(Connect with 18AWG wire, plenum rated cable supplied, 30' max distance fixture to transformer, 120/277V input, 48V DC output)
	TR-48V100W 100W, 48V transformer with enclosure*, capable of providing 80W of power
	TR-48V260W 260W, 48V transformer with enclosure*, capable of providing 208W of power
	TR-48V320W 320W, 48V transformer with enclosure*, capable of providing 256W of power
	**** Enclosure size: 15 11/16" x 4 5/16" x 2 3/16"***
	Note: Ensure that the transformer does not exceed 80% of the total wattage in order to maintain its optimal performance. See pg 5 for voltage drop & max track length information.

Slots & Dots - TRL Track

48V Low Voltage Track, **Low Profile, Recessed**

PROJECT:	TYPE:

Product Details - Track

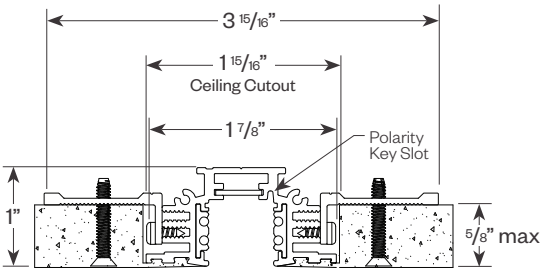

SD-TRL

Component Details

End Caps

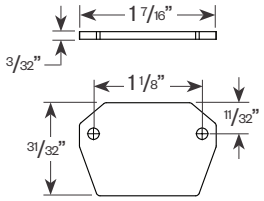

SD-EC-TRL

(Required on each end of a track run)

Corner Joints

Horizontal Mechanical Corner Joint

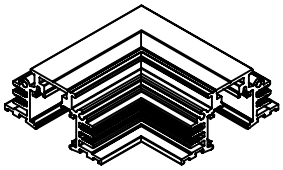

SD-HCJ-TRL

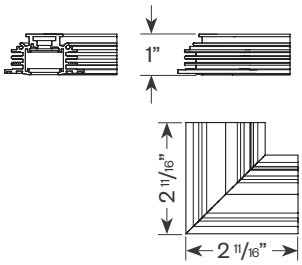

Internal Vertical Mechanical Corner Joint

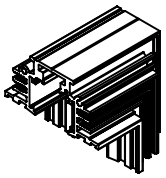

SD-IVCJ-TRL

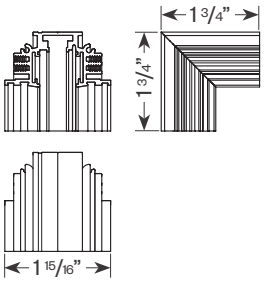

Slots & Dots - TRL Track

48V Low Voltage Track, **Low Profile, Recessed**

PROJECT:	TYPE:

Component Details *(continued)*

Connectors

Middle Straight Connector

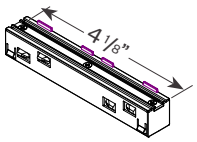

SD-CNS-POL

Polarized

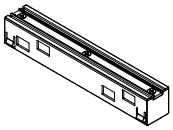

SD-CNS-M

Mechanical

(non-electrical)

(Used to create dead ends in between two sections of track)

Flex Connector

(Used for electrical connections for all corners)

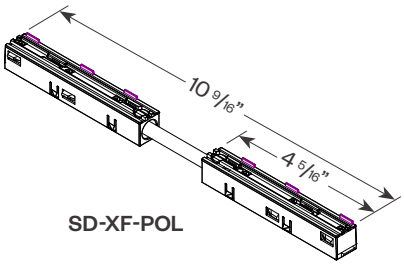

SD-XF-POL

Note:

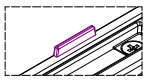

Mechanical Keys on top of connectors indicate polarity

End Feed

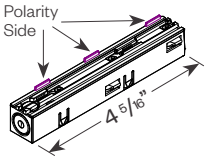

SD-SF-L-POL

Left Polarity

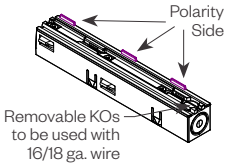

SD-SF-R-POL

Right Polarity

Mounting Brackets/Kits

SD-BR-314

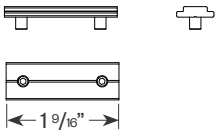

Reinforcement (Joining) Bracket to be used with straight connector and corners. This bracket will act as a mechanical connection for trimless track.

(3) Required for straight connections.
(4) Required for corner connections.

SD-BR-315

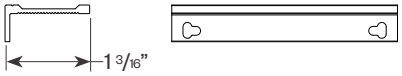

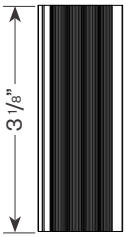

Mounting Bracket to be screwed to the trimless track on each side.

Slots & Dots - TRL Track

48V Low Voltage Track, **Low Profile, Recessed**

PROJECT:	TYPE:

SD-TRD Track Breakdown

NOTES: 48V Transformer is remote mounted no further than 30'. Wires from transformer to J-Box are to be 18 ga.

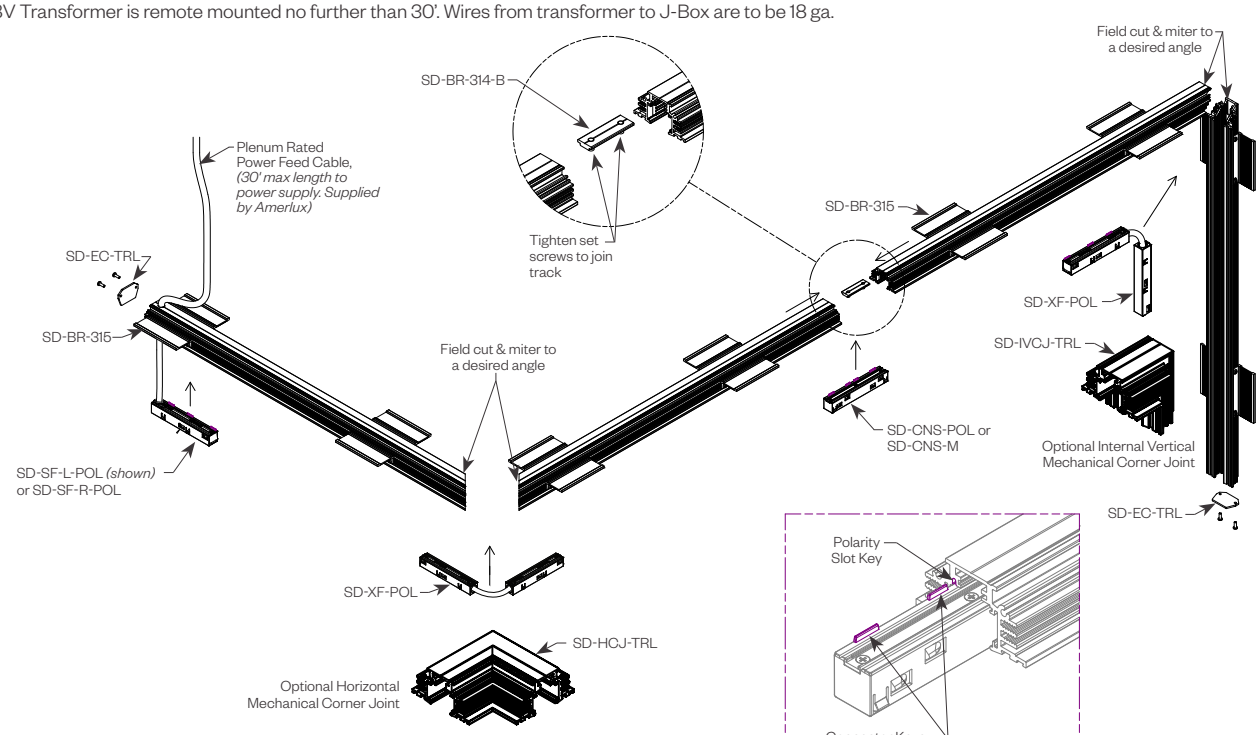

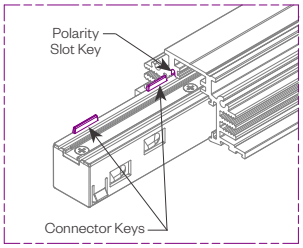

Align mechanical polarity keys on all connectors, adapters and track *(Left Polarity shown)*

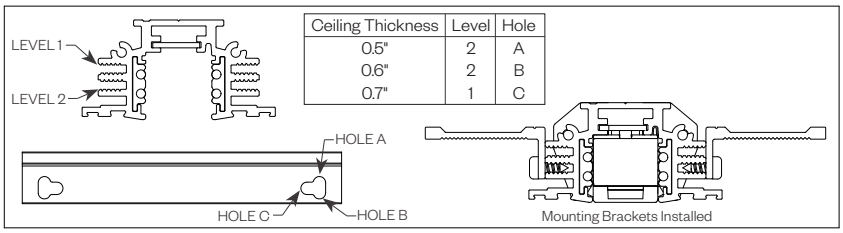

Ceiling Thickness	Level	Hole
0.5"	2	A
0.6"	2	B
0.7"	1	C

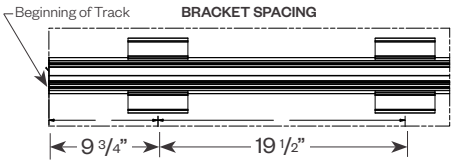

End Feed Wiring

Left End Feed

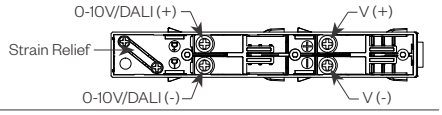

Right End Feed

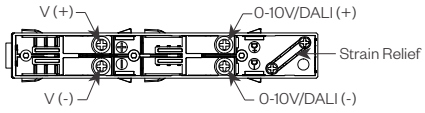

Wire Details

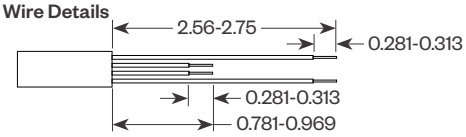

Remote Wiring

Note: Refer to Wired Control wiring schematics, pg 14.

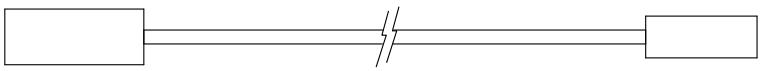

Voltage Drop

Maximum allowed track length for a 30' plenum rated cable supplied by Amerlux according to the selected wattages.

Power Supply (W)	Max. Track Length (ft)
100W	750
260W	200
320W	150

Voltage drop approximately 12.5%, 6V

Note: Ensure that the transformer does not exceed 80% of the total wattage in order to maintain its optimal performance.